





-  Lands in BCC ownership
-  Lands to transfer from Apex to BCC - 370.0 m²
-  Lands to transfer from BCC to Apex - 13.47 m²
-  6m wide Wayleave for a storm drain

Scale 1:500